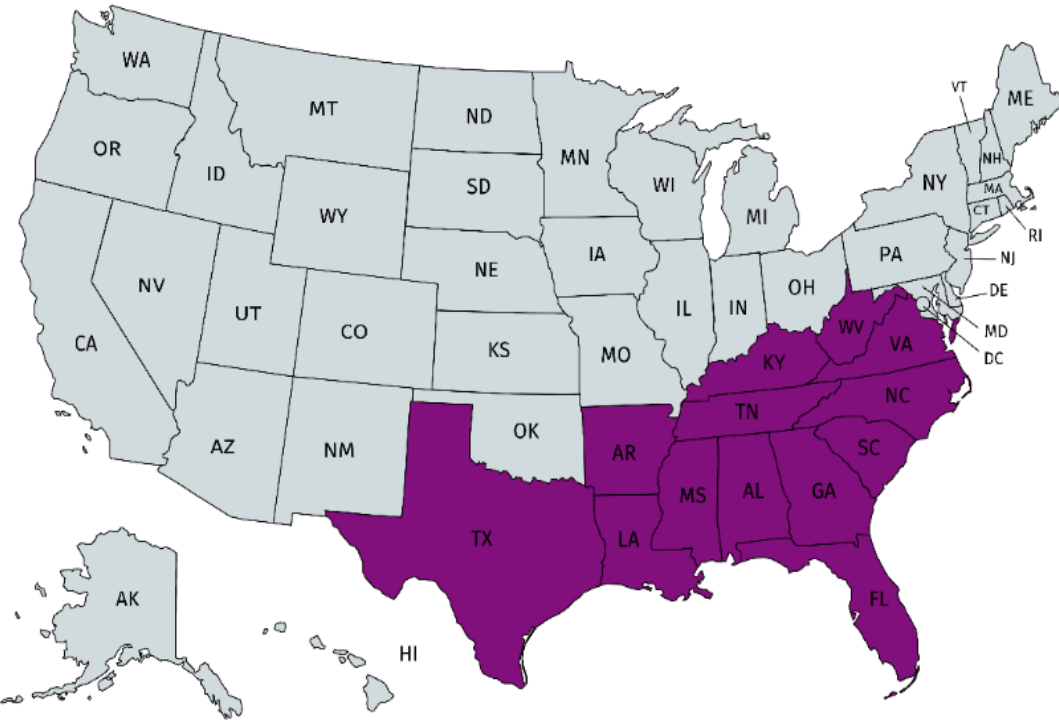


G B A O

**E Pluribus Unum**  
**Survey Of African Americans, Whites, And Latinos In The**  
**American South**

**June 2020**



GBAO conducted a survey of 1,800 white, Black, and Latino adults in the South on landlines, cellphones, and an online panel from May 26 to June 2, 2020. Latino respondents were given the option of taking the survey in English or Spanish. The margin of error for each racial group is  $\pm 4$  percentage points at the 95 percent confidence level.

- 600 White Adults
- 600 Black Adults
- 600 Latino Adults

An open notebook with a pencil resting on it, overlaid with a dark blue banner containing the text 'Summary Findings'.

## Summary Findings

- There are **large racial gaps on how people view the causes for living in poverty** or with very bad economic situations.
  - Blacks (70 percent) and Latinos (60 percent) clearly attribute poverty to lack of opportunity in communities instead of poor life choices, and their views are fairly stable compared to 8 months ago when we first asked this question.
  - A majority of whites (51 percent) also attribute poverty to a lack of opportunity. This is considerably less than Blacks, but it marks a very striking shift among whites over the past 8 months (from -2 to +21 lack of opportunity/poor life choices). The shifts take place across the white population, and are not driven by a particular demographic.
- Despite this growing belief among whites that lack of opportunity has led to people have bad economic situations, **there is much less movement in whites' views on whether they have more economic opportunities than Blacks and Latinos**, and very large gaps on white privilege remain across race (Blacks +68, Latinos +38, whites +0).
  - Rural whites (-38) are strongest in the view that whites don't have more opportunities.
- Similar to views about whites' economic opportunity, **there is a large racial divide on whether whites have better access to healthcare than Blacks and Latinos** (Blacks +64, Latinos +26, whites -6).

- Consistent with public health data, ***Blacks report significantly higher levels of direct experience with family members getting sick and dying from coronavirus.***
  - 37 percent of Blacks know someone diagnosed with coronavirus, compared to 31 percent of Latinos and 27 percent of whites.
  - 21 percent of Blacks know someone who has died of coronavirus, compared to 12 percent of Latinos and 8 percent of whites.
- ***Latinos indicate higher levels of economic impact from the pandemic,*** and are more likely to know people who lost their jobs or had hours/pay reduced.
  - 60 percent of Latinos know someone who lost their job, compared to 55 percent of Blacks and 51 percent of whites.
  - 57 percent of Latinos and their family members have had their hours or pay reduced, compared to 49 percent of Blacks and 42 percent of whites.
  - 39 percent of Latinos say their economic situation has gotten worse as a result of the pandemic, compared to 32 percent of Blacks and 26 percent of whites.
- Despite whites reporting less personal economic impact, they have a more negative view of the U.S. and local economy than Blacks and Latinos (59 percent of whites say the economy in their community has worsened, compared to 54 percent of Latinos and 47 percent of Blacks).

## Summary Findings – Impact Of Coronavirus On Blacks And Latinos

Figure 6

- Most people, regardless of race, are seeing news stories about racial disparities and the impact of the pandemic, and they are generally hearing that it is impacting the health and financial situation of Blacks and Latinos more than whites. However, ***only Blacks believe that the pandemic has has a greater impact on Blacks and Latinos than whites.***
- When given information that Blacks have contracted the coronavirus and died at a higher rate than the rest of the U.S. population, all three groups attribute this to historical, social, and economic factors instead of bad life choices. But there are sizable racial gaps between the proportion who believe this (70 percent of Blacks, 60 percent of Latinos, 54 percent of whites).
- Blacks (58 percent) are much more likely than Latinos (48 percent) and whites (43 percent) to think that whites are in a better position to handle the economic impact of the pandemic than Blacks and Hispanics.
- There are major differences by race on whether systemic racism plays a role in pandemic disparities.
  - 64 percent of Blacks believe systemic racism plays a big role in why the pandemic is hurting Blacks more than other Americans, compared to 52 percent of Latinos and 43 percent of whites.

- ***The pandemic has shed light on the interconnectedness of different communities*** across the country, and messages about equal economic opportunity and access to healthcare being critical to the recovery are very powerful across race.
- Despite interconnectedness and a call for equality, ***there are large racial gaps on whether to make big changes to address inequities*** or just take steps to restore systems as quickly as possible (Blacks +16, Latinos -2, whites -31).
- The top recovery policy proposals are strongly supported across race, and center on emergency food aid, paid leave, and infrastructure jobs.





# Race and Equity



# Large Racial Divide Remains On Causes Of Economic Circumstances, But Big Shift Taking Place Among Whites

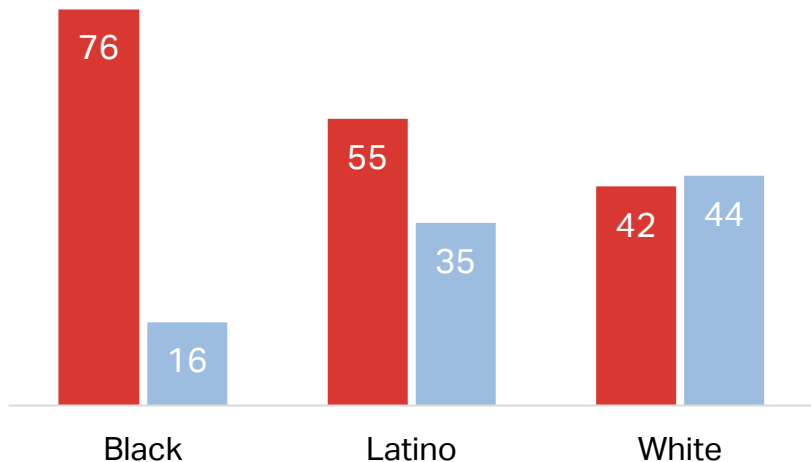
Figure 9

## Economic Situation Causes

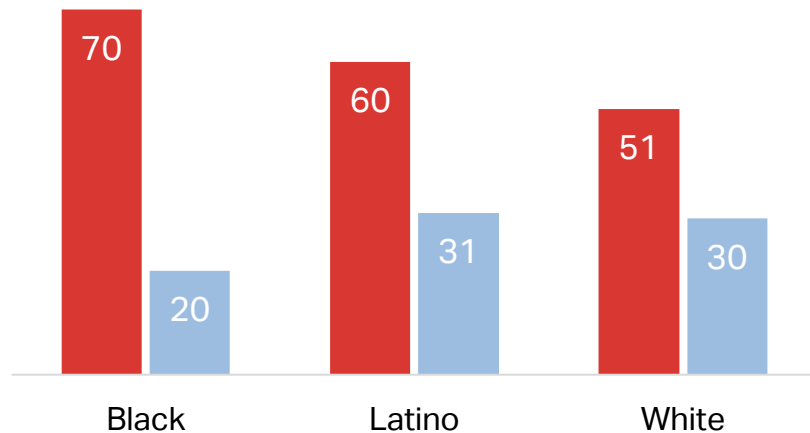
*Do you think people living in poverty or living with very bad economic situations made poor life choices that led to their situation or is there a lack of opportunity in their community?*

● Lack of opportunity ● Poor life choices

October 2019



June 2020



# Shifts In White Attitudes Span Multiple Demographics

Figure 10

## Economic Situation Causes

*Do you think people living in poverty or living with very bad economic situations made poor life choices that led to their situation or is there a lack of opportunity in their community?*

| Lack of Opportunity – Poor Life Choices | Oct 2019 | June 2020 | June – Oct. |
|---|----------|-----------|-------------|
| White Men                               | -12      | +15       | +27         |
| White Women                             | +8       | +29       | +21         |
| White College                           | +7       | +26       | +19         |
| White Non-College                       | -6       | +20       | +26         |
| White Under 50                          | -6       | +31       | +37         |
| White 50+                               | +1       | +13       | +12         |

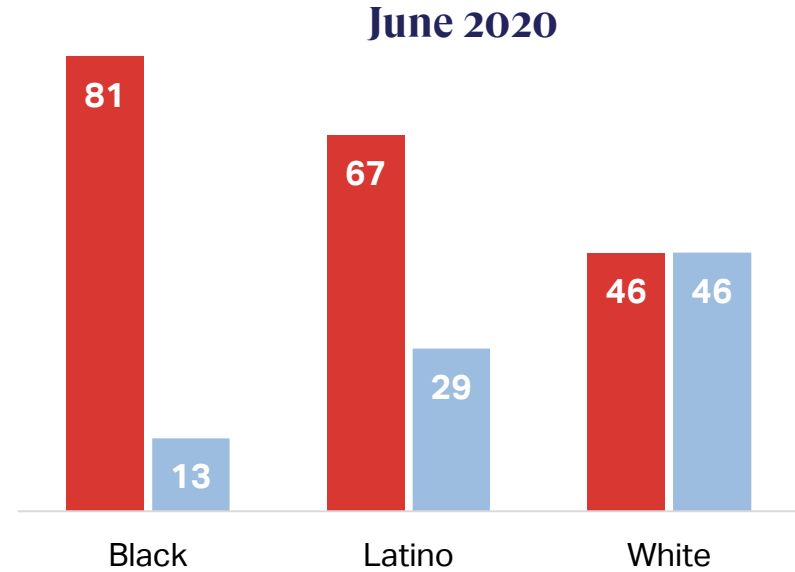
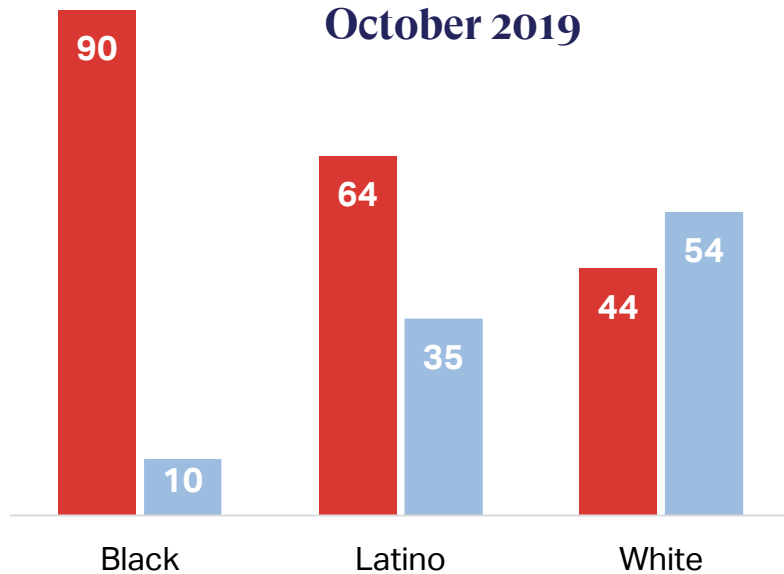
# Despite Changes Among Whites On Causes Of Economic Circumstances, Whites Show Less Change On Who Has More Opportunities

Figure 11

## White Econ Opportunities

*Do you think white people in the United States have more economic opportunities than African Americans and Hispanics?*

● Yes ● No



# Rural Whites Have Big Difference In Perception Of Whites Econ Opportunities

Figure 12

## White Econ Opportunities

Do you think white people in the United States have more **economic opportunities** than African Americans and Hispanics?

|     | Black |          |       | Latino |          |       | White |          |       |
|-----|-------|----------|-------|--------|----------|-------|-------|----------|-------|
|     | Urban | Suburban | Rural | Urban  | Suburban | Rural | Urban | Suburban | Rural |
| Yes | 89    | 84       | 81    | 64     | 63       | 61    | 48    | 48       | 30    |
| No  | 9     | 12       | 15    | 34     | 36       | 39    | 44    | 44       | 68    |

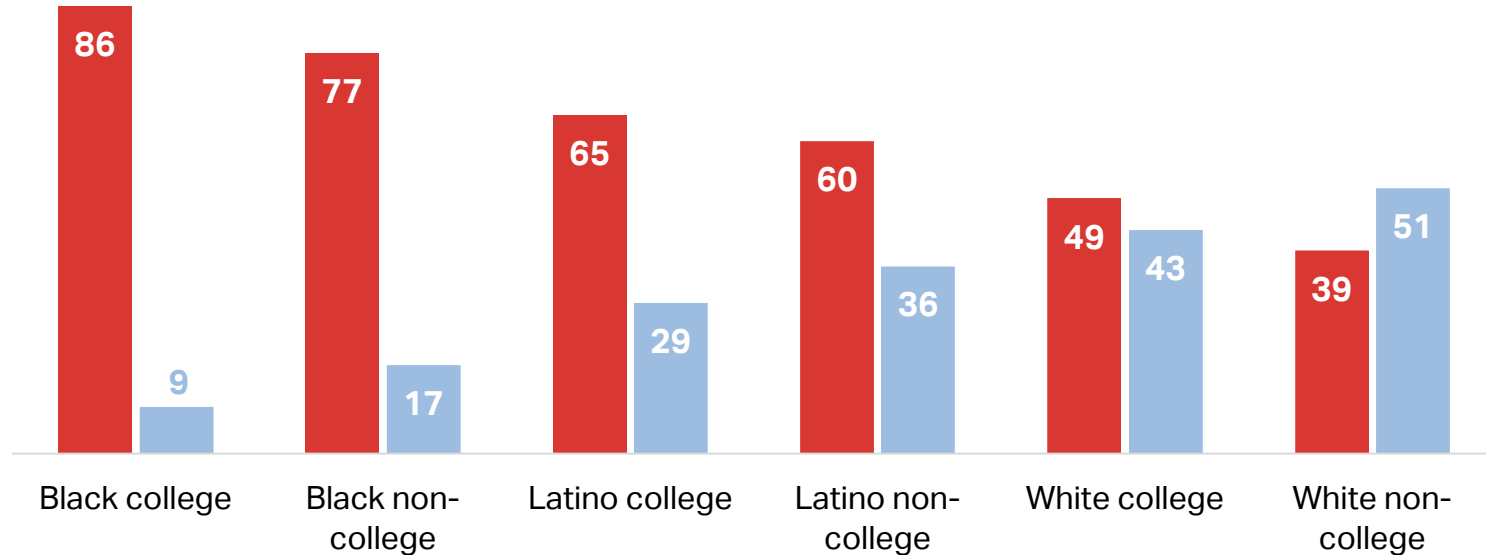
# Perception On Healthcare Access Impacted By Level Of Education

Figure 13

## Healthcare Access

*Do you think white people in the United States have better access to **healthcare** than African Americans and Hispanics?*

● Yes ● No





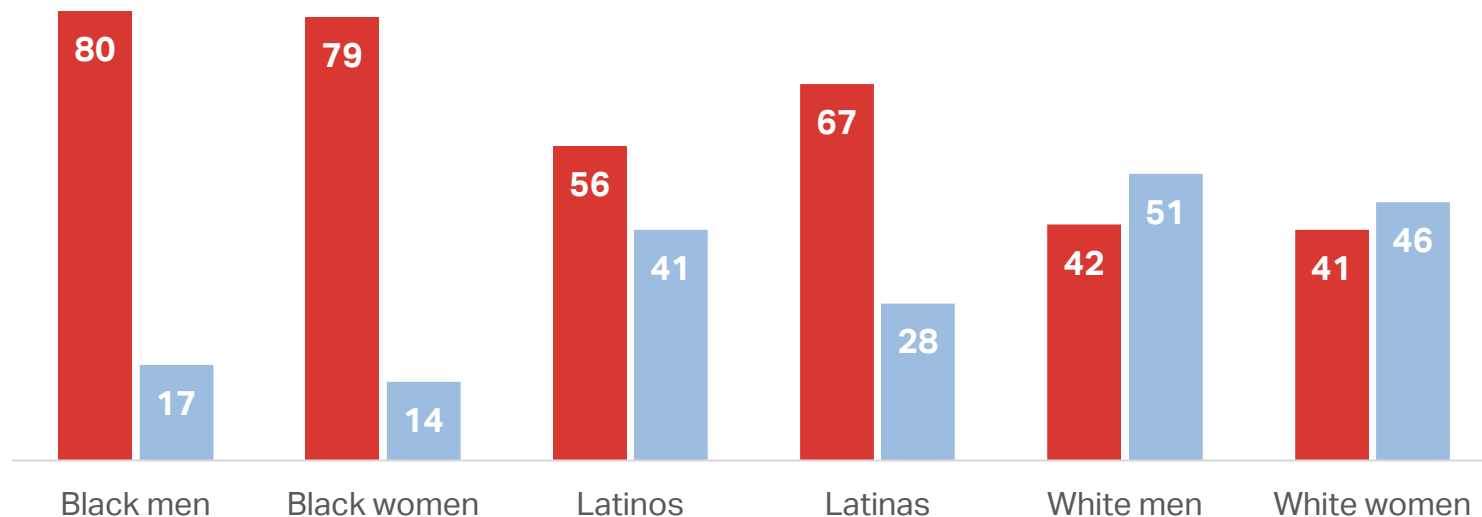
# Big Gender Gap Among Latinos On Perceptions Of Healthcare Access

Figure 14

## Healthcare Access

*Do you think white people in the United States have better access to **healthcare** than African Americans and Hispanics?*

● Yes ● No



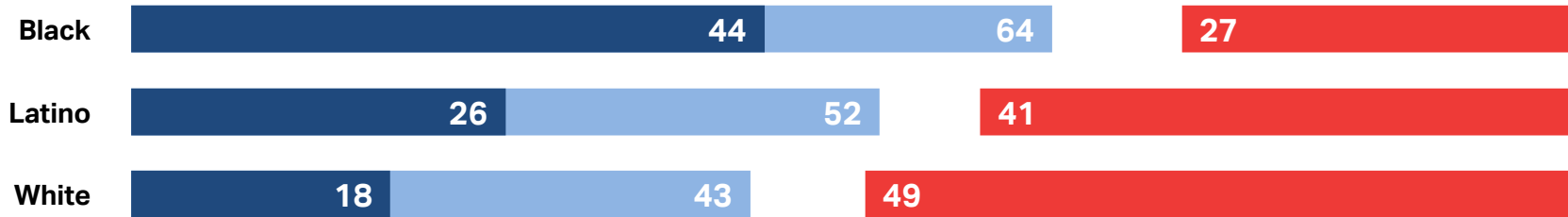
# Blacks Identify Impact Of Systemic Racism Much More Strongly Than Whites And Latinos, Especially On Economic Impact

Figure 15

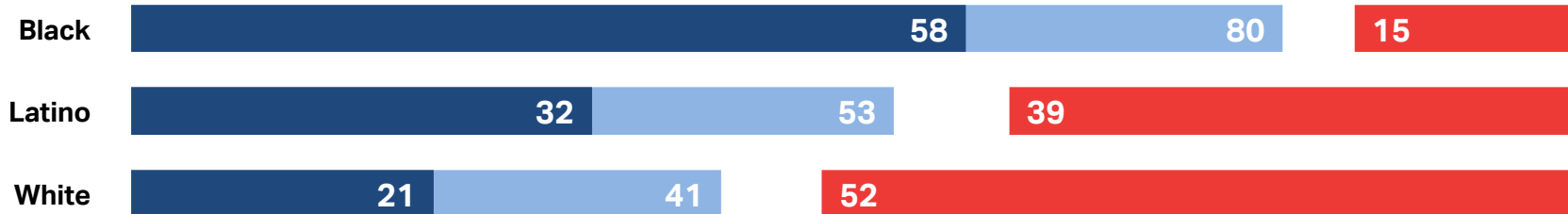
After I read each one, please tell me whether you agree or disagree with this statement.

● Strongly agree ● Total agree ● Total disagree

(SPLIT) **Systemic racism** plays a big role in why the **coronavirus pandemic is hurting African Americans** more than other Americans.



(SPLIT) The **legacy of slavery and systemic racism** play a big role in why **African Americans** do not have the **same economic conditions** as other Americans today.



# Some Shifts Among Whites On Impact Of Slavery/Systemic Racism

Figure 16

*The **legacy of slavery and systemic racism** play a big role in why **African Americans** do not have the same economic conditions as other Americans today.*

● Strongly agree    ● Total agree    ● Total disagree

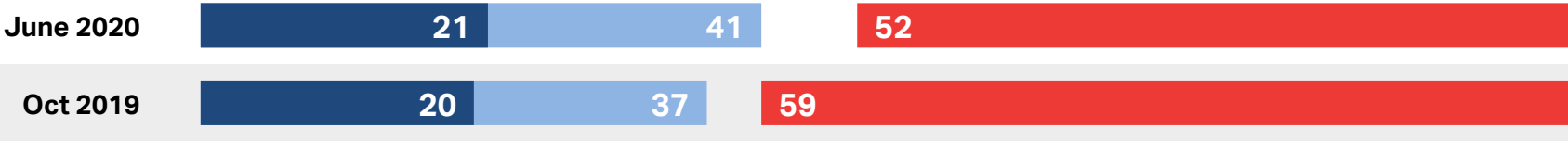
## Black



## Latino



## White



A medical-themed background image featuring a teal stethoscope and a blue pen resting on a document. The document contains a table with a time schedule and some text. A dark blue banner with the word 'Coronavirus' is overlaid on the image.

# Coronavirus

| ZAKAZIVANJE TERMIANA ZA |  |
|-------------------------|--|
| II SMJENA               |  |
| Pozitiv                 |  |
| 13:30                   |  |
| 13:45                   |  |
| 14:00                   |  |
| Datum: _____            |  |
| Vrijeme: _____          |  |
| Ime: _____              |  |
| Prezime: _____          |  |

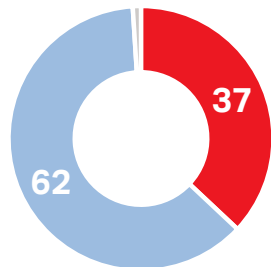
# Large Disparities On Knowing People With Coronavirus

Figure 18

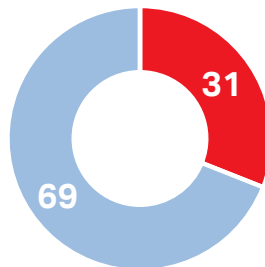
*Do you know anyone who has been diagnosed with coronavirus? (IF YES) Which person or persons were diagnosed?*

● Yes ● No

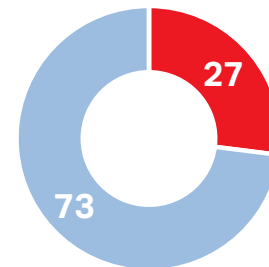
**Black**



**Latino**



**White**



0

16

15

13

Yourself    Family member    Friend    Someone else

1

11

13

10

Yourself    Family member    Friend    Someone else

1

8

12

9

Yourself    Family member    Friend    Someone else



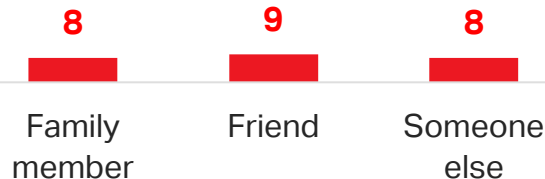
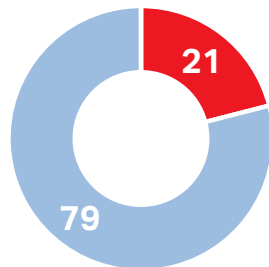
# Very Large Disparities In Knowing Someone Who Has Died From Coronavirus

Figure 19


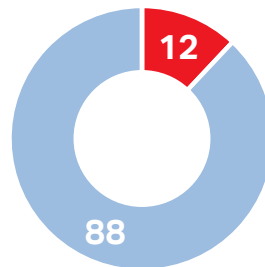
*(IF KNOW SOMEONE DIAGNOSED) Do you know anyone who has died as a result of contracting the coronavirus? (IF YES) Which person or persons died?*

● Yes ● No


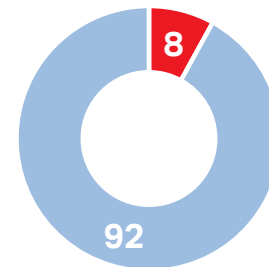
**Black**



**Latino**



**White**



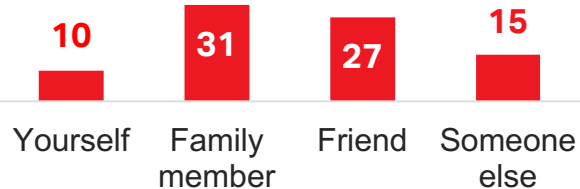
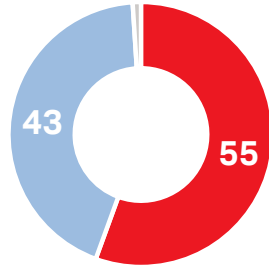
# Latinos Are More Likely To Know People Who Lost Jobs During Pandemic; Whites Are Impacted, But Not As Directly

Figure 20


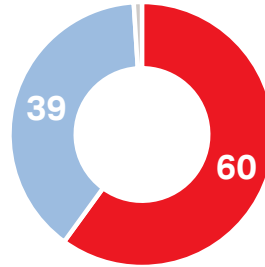
*Do you know anyone who has lost their job due to the coronavirus pandemic? (IF YES) Which person or persons lost their job?*

● Yes ● No

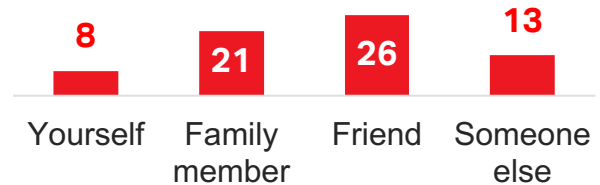
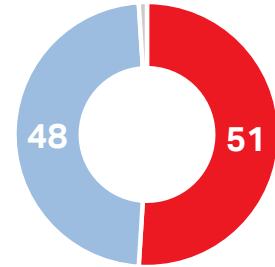
**Black**



**Latino**



**White**

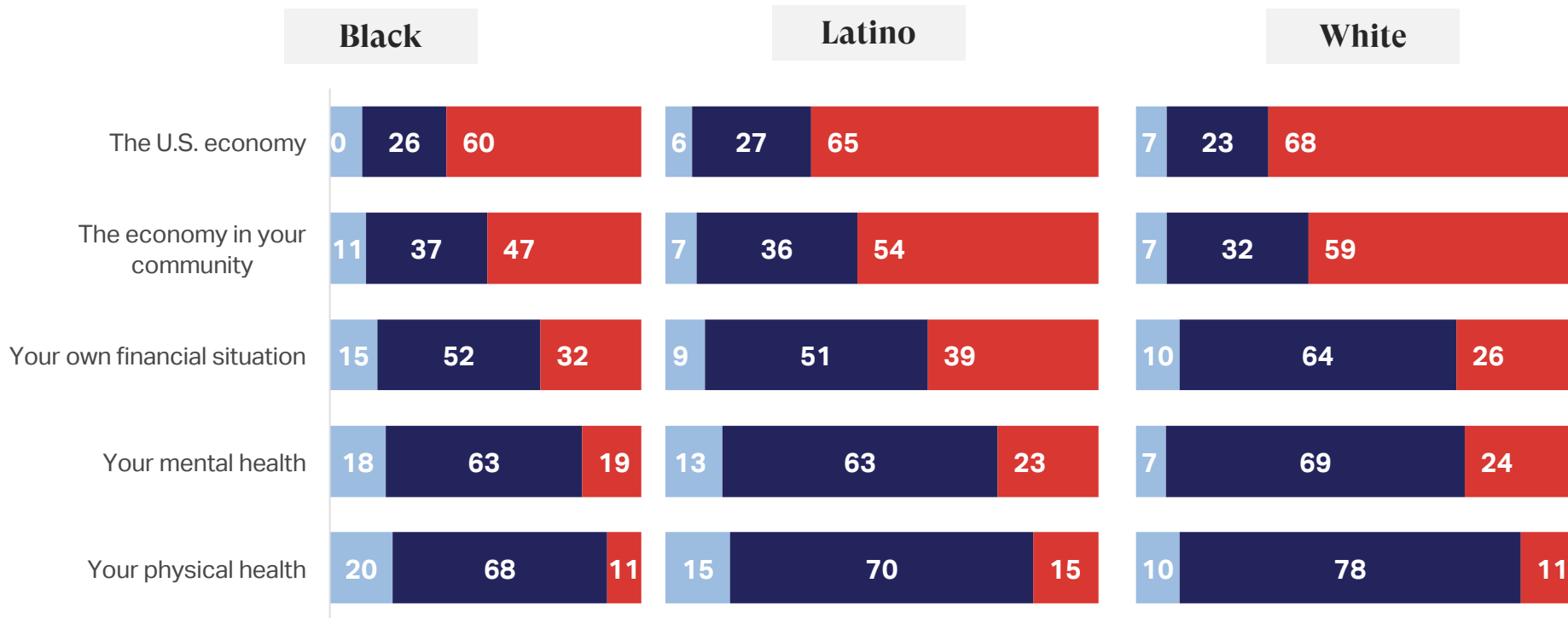


# Despite Whites Reporting Less Economic Impact, They View U.S. And Local Economy Worse Than Blacks And Latinos

Figure 21

## Coronavirus Impact

● Much/Somewhat better ● No change ● Much/Somewhat worse



# Latinos More Likely To See Contracting Coronavirus As The Result of Bad Choices

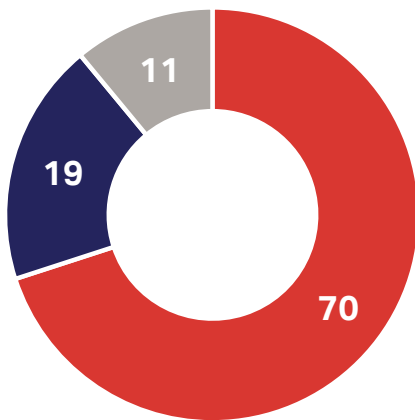
Figure 22

## Coronavirus Responsibility

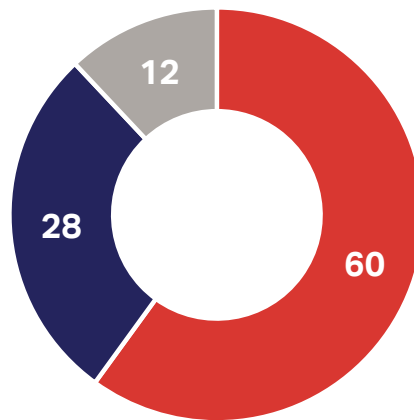
*Do you think most people contracted coronavirus because they were careless and made bad choices or because of factors beyond their control?*

● Factors beyond their control ● Bad Choices ● Don't know

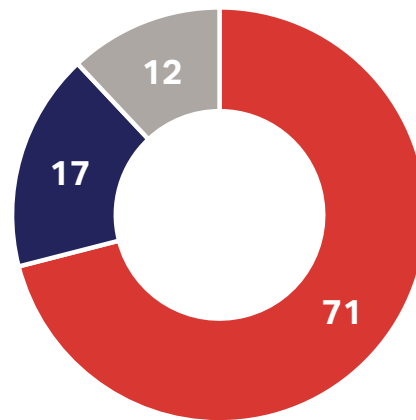
Black



Latino



White



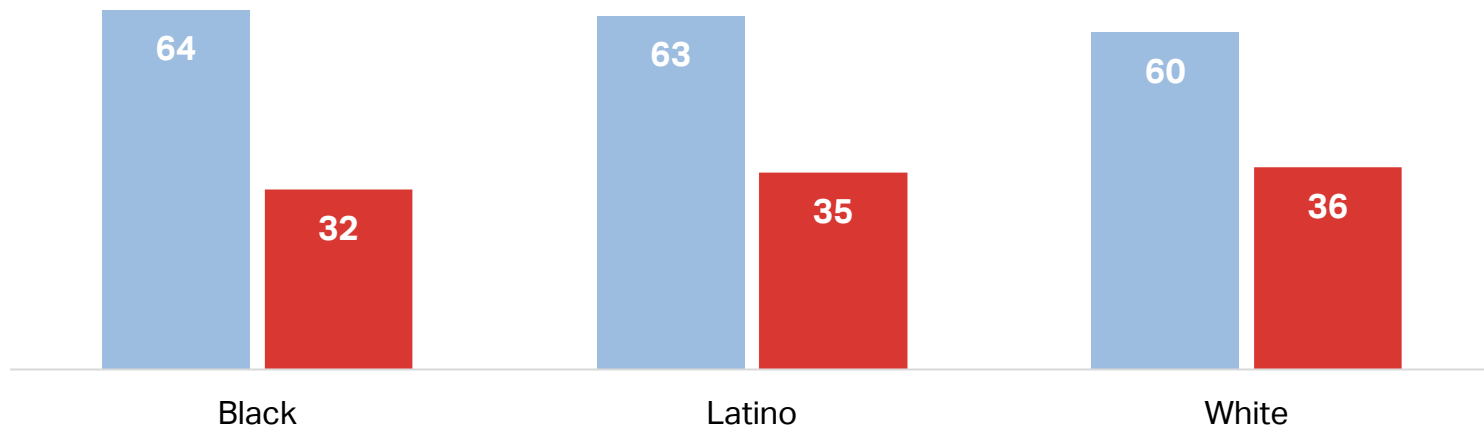
# Most People Hearing News About Racial Disparities With Pandemic

Figure 23

## News On Disparities

*Have you seen or read any news stories about racial disparities and the impact of the coronavirus pandemic?*

● Yes ● No





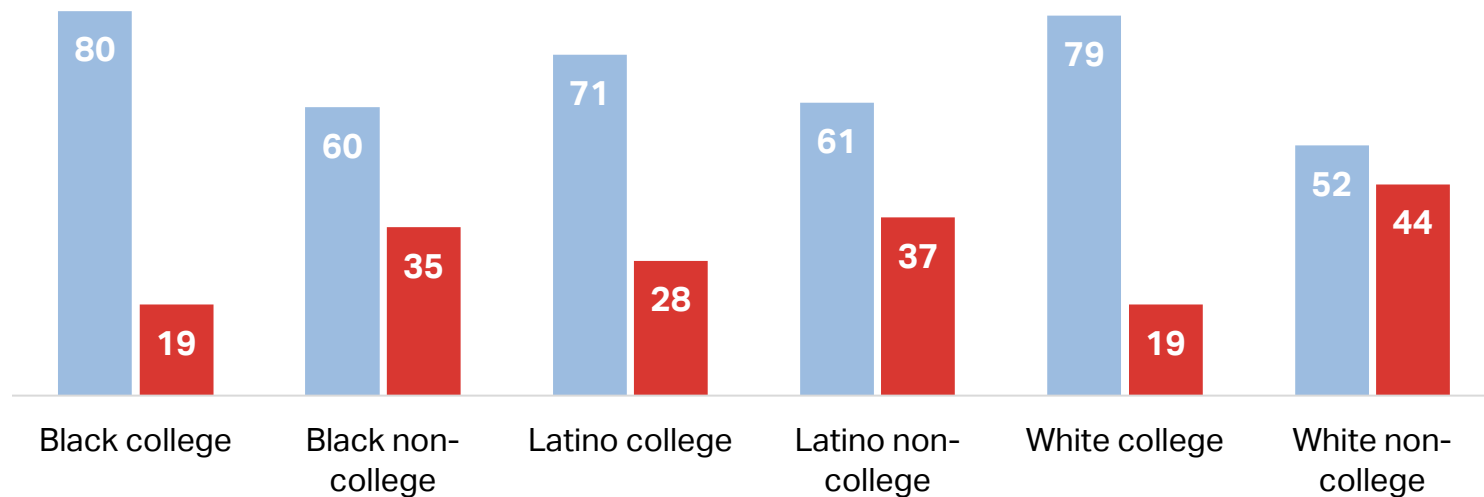
# Education Has Big Impact On Hearing About Disparities

Figure 24

## News On Disparities

*Have you seen or read any news stories about racial disparities and the impact of the coronavirus pandemic?*

● Yes ● No



*(IF HEARD ABOUT DISPARITIES) What have you seen or heard about racial disparities and the impact of the coronavirus pandemic?*



## Figure 26

*(IF HEARD ABOUT DISPARITIES) What have you seen or heard about racial disparities and the impact of the coronavirus pandemic?*

|  |  |                |   |  |                        |
|--|--|----------------|---|--|------------------------|
| HEALTH CARE/HEALTH AND RACE38                                |  | RACE GENERAL23 | ECONOMIC FACTORS13  |  | Other13<br>Don't know6 |
| Virus affecting minorities more/have higher infection rate21 |  |                | Minorities are poorer so are impacted more3                     |  |                        |
| Lack of health care access5                                  |  |                | Not impacting wealthy areas as much3                            |  |                        |
| Minorities are dying more6                                   |  |                | Minorities more likely to have jobs where they can't stay home2 |  |                        |
| Minorities don't have access to tests2                       |  |                | Minorities have jobs that pay poorly/no benefits2               |  |                        |
| Lack of medical care before the pandemic2                    |  |                | Minorities more likely to lose their jobs2                      |  |                        |
| Minorities have more diabetes and heart issues1              |  |                | General seen/heard5   |  |                        |
|  |  |                |   |  |                        |

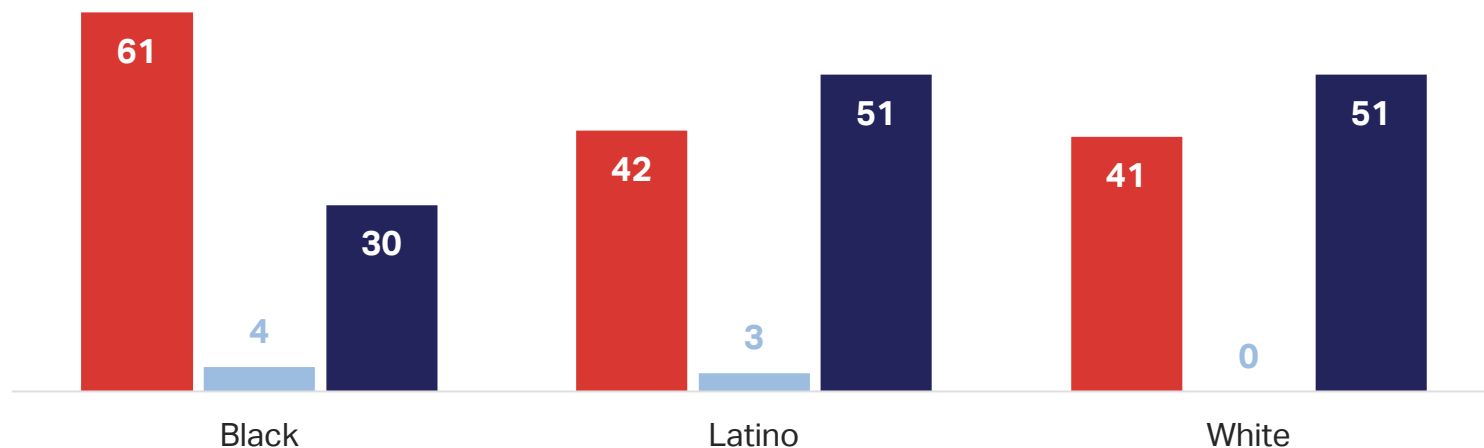
# Large Racial Divide On Whether Blacks And Latinos Are More Impacted

Figure 27

## Impact of Pandemic

*Overall, do you think African Americans and Hispanics have been more impacted by the coronavirus pandemic than whites, less impacted by the coronavirus pandemic than whites, or has the impact of the coronavirus pandemic been the same across communities?*

● More impact ● Less impact ● Same Impact



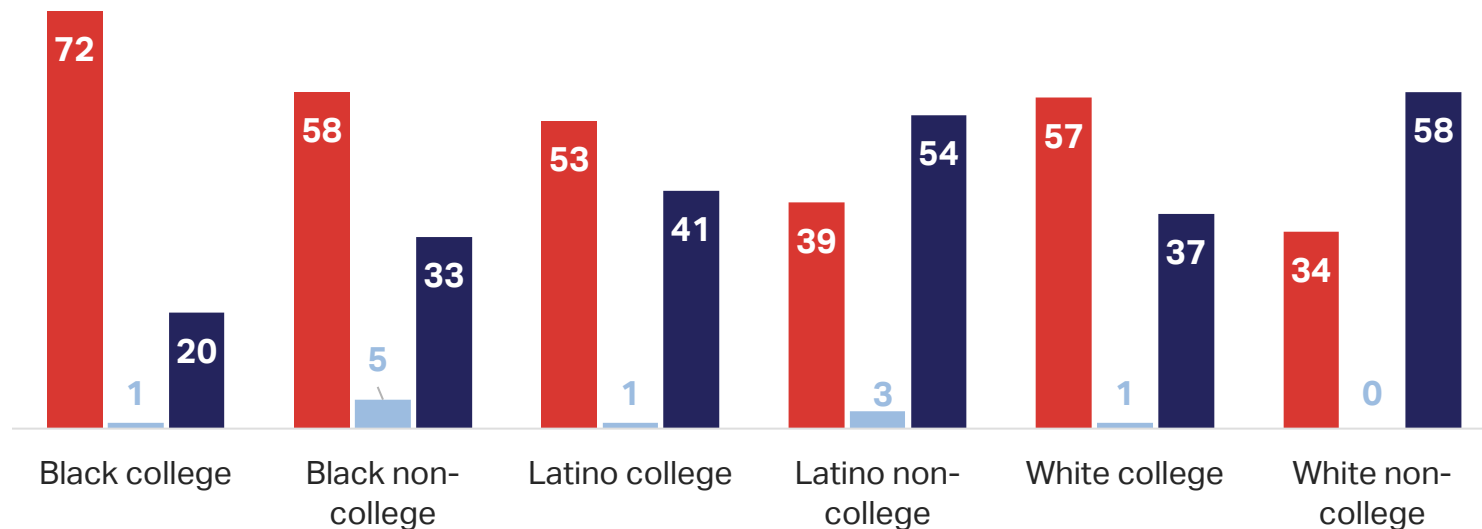
# Big Divides On Education Regarding Impact Of Pandemic

Figure 28

## Impact of Pandemic

*Overall, do you think African Americans and Hispanics have been more impacted by the coronavirus pandemic than whites, less impacted by the coronavirus pandemic than whites, or has the impact of the coronavirus pandemic been the same across communities?*

● More impact ● Less impact ● Same Impact



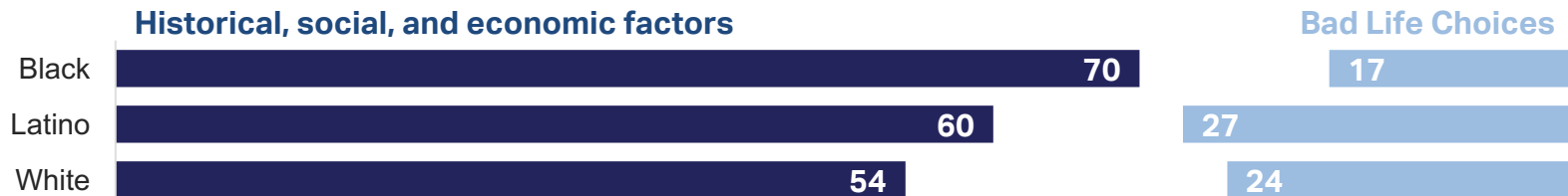


# Majority Across Race See Historical Factors As Cause Of Worse Impact For Blacks And Hispanics

Figure 29

## Reasons for Diff Health/Econ Impact of COVID

(SPLIT) As you may know, **African Americans have contracted the coronavirus and died at a much higher rate** than the rest of the U.S. population. Do you think this is mostly due to **bad life choices and irresponsible behavior** or do you think it is mostly due to **historical, social, and economic factors**?



(SPLIT) As you may know, the **economic impact of the pandemic has been worse for African Americans and Hispanics** than the rest of the U.S. population. Do you think African Americans and Hispanics have felt a worse economic impact than others due to **bad life choices and irresponsible behavior** or do you think it is mostly due to **historical, social, and economic factors**?

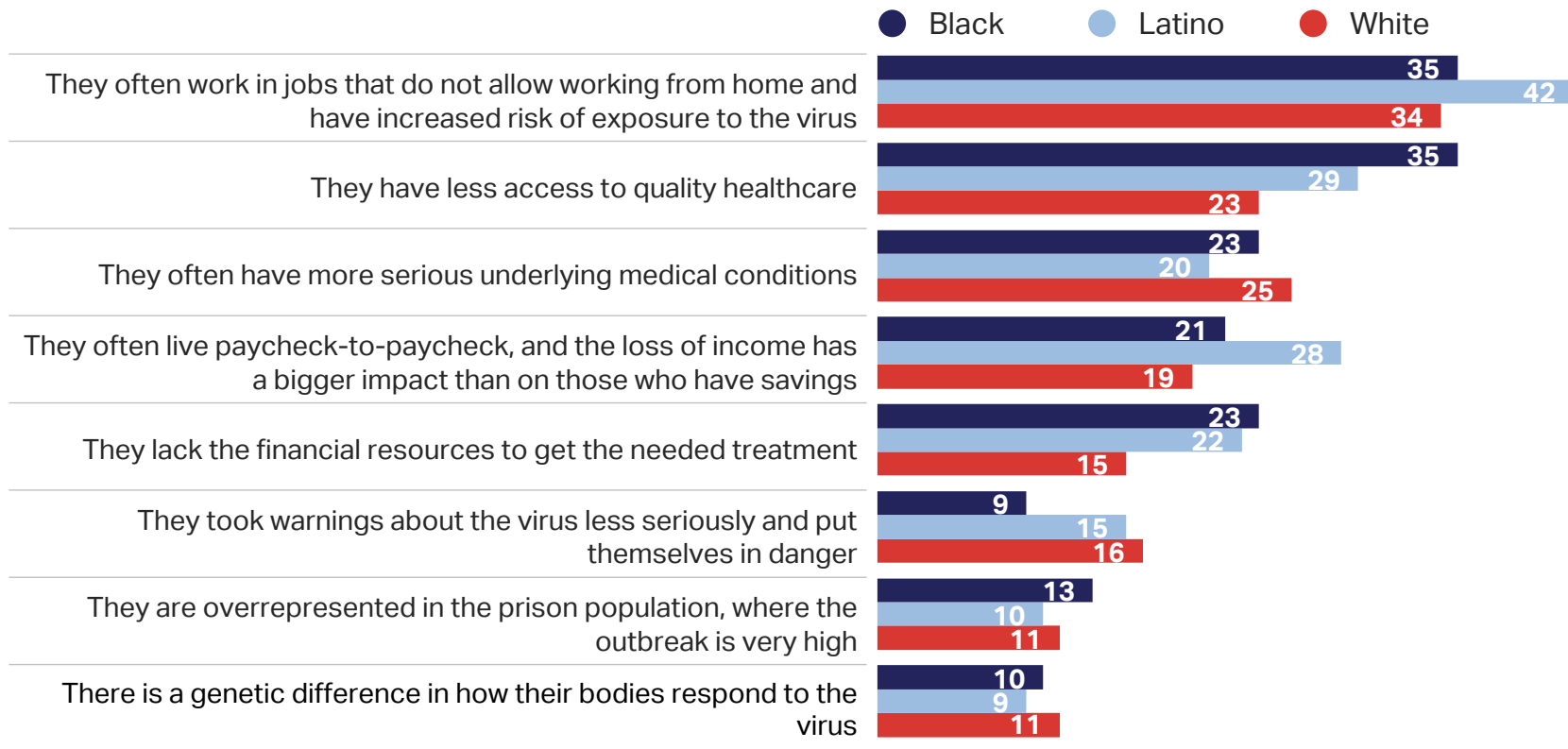


# Jobs, Access To Healthcare Are Top Factors Explaining Impact On Blacks And Latinos

Figure 30

## Factors Affecting COVID Impact

*Which TWO of these factors do you think best explain why African Americans and Hispanics are more impacted by coronavirus than others?*



# Large Racial Gaps On Whether To Make Big Changes Or Restore Systems

Figure 31

*Thinking about how the United States recovers after the pandemic passes do you think we should...*

**Make big changes** that address historical racial inequities in healthcare, education, and the economy.

Just take steps to restore our health care, education, and economic systems as **quickly as possible**.

53

Black

37

44


Latino

46

26

White

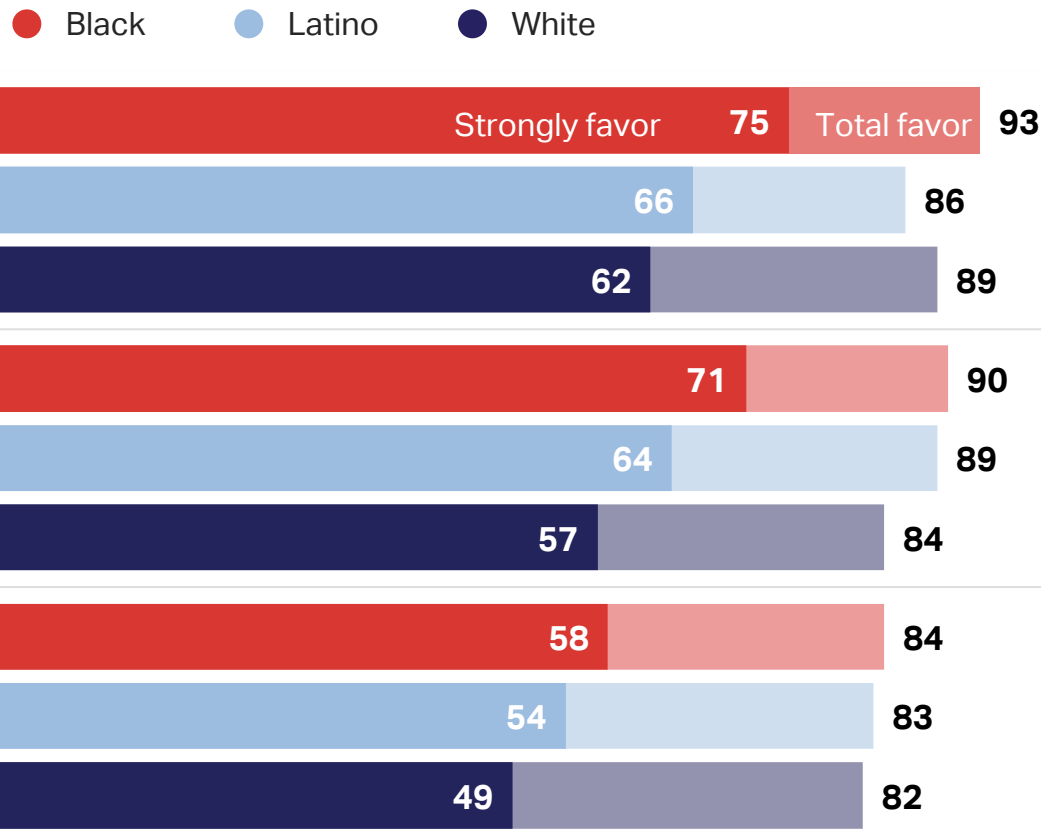
57



# Emergency Food Aid, Paid Leave, Infrastructure Jobs Are Strongly Supported Across Race

Figure 32

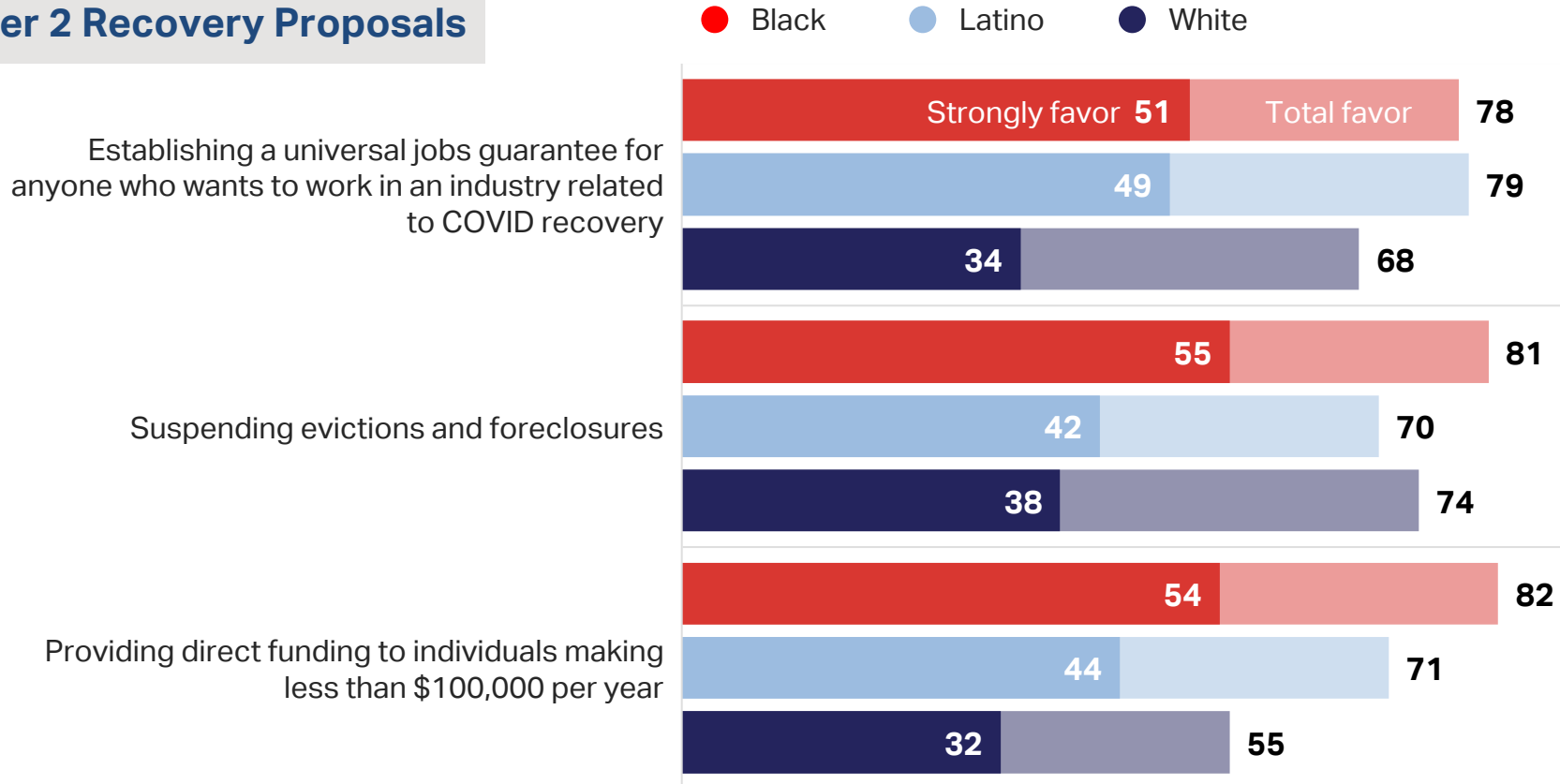
## Tier 1 Recovery Proposals



# Bigger Racial Divides On Jobs Guarantee, Eviction Suspension, Direct Funding

Figure 33

## Tier 2 Recovery Proposals



---

G B A O

---

RESEARCH + STRATEGY